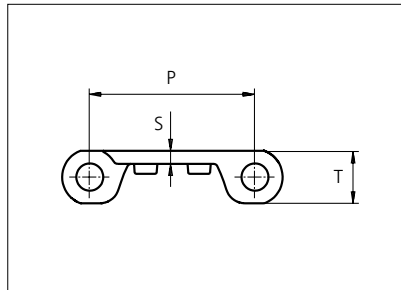



Plastic Modular Belt

Series **uni BLB** Type **18%**



Straight running belt
 Nominal pitch: 50.8 mm (2.00 in)
 Surface type: Flat
 Surface opening: 18%
 Backflex radius: 65.0 mm (2.60 in)
 Pin diameter: ø8.0 mm (0.31 in)

Belt material & color	PP-HW LB	mm	in		mm	in	
	Pin and lock material & color	SS304 PP-HW LB	P (Nominal)	50.8	2.00	T	16.0
S			4.0	0.16	-	-	-

Non standard material and color: See uni Material and Color Overview.

Alternative pin and lock materials: Lockpin: PP-HW **LB**

Belt width		***Permissible tensile force (Belt/pin material)				Belt weight (Belt/pin material)				*Min. No. drive sprocket per shaft	Number of wear strips (Min. No.)	
		PP-HW/SS		PP-HW/ PP-HW		PP-HW/SS		PP-HW/PP-HW			**Carry (pcs)	**Return (pcs)
mm	in	N	lbf	N	lbf	kg/m	lb/ft	kg/m	lb/ft			
305	12.0	2013	453	2013	453	3.6	2.40	1.5	0.98	3	3	2
356	14.0	2348	528	2348	528	4.2	2.80	1.7	1.15	3	3	2
406	16.0	2683	603	2683	603	4.8	3.20	2.0	1.31	3	3	2
457	18.0	3017	678	3017	678	5.3	3.59	2.2	1.47	4	4	2
508	20.0	3352	754	3352	754	5.9	3.99	2.4	1.64	4	4	2
559	22.0	3687	829	3687	829	6.5	4.39	2.7	1.80	4	4	2
609	24.0	4022	904	4022	904	7.1	4.79	2.9	1.97	5	5	3
660	26.0	4356	979	4356	979	7.7	5.19	3.2	2.13	5	5	3
711	28.0	4691	1055	4691	1055	8.3	5.59	3.4	2.29	5	5	3
762	30.0	5026	1130	5026	1130	8.9	5.99	3.7	2.46	6	6	3
812	32.0	5361	1205	5361	1205	9.5	6.39	3.9	2.62	6	6	3
863	34.0	5696	1280	5696	1280	10.1	6.79	4.1	2.78	6	6	3

Additional standard belt widths are available in steps of 50.7 mm (2.00 in.)

1979	77.9	13061	2936	13061	2936	23.2	15.56	9.5	6.38	14	14	7
------	------	-------	------	-------	------	------	-------	-----	------	----	----	---

Additional standard belt widths are available in steps of 50.7 mm (2.00 in.)

2994	117.9	19760	4442	19760	4442	35.0	23.54	14.4	9.66	20	20	10
------	-------	-------	------	-------	------	------	-------	------	------	----	----	----

General belt tolerance is +0/-0.4% at 23°C/73°F and 50% RH. For exact belt width contact Customer Service. Non standard belt width on request.

*Max. Load per Drive Sprocket. Belt material: PP-HW with snub roller 2000 N (450 lbf), PP-HW without snub roller 1250 N (281 lbf)

**Max. Spacing between wear strips, Carry: 152 mm (6 in.) ; Return: 304 mm (12 in.)

***Load capacity per row of reinforcement links in the belt: 2500 N (562 lbf)

***Example: Belt with 8 rows of reinforcement links, permissible load is 8 x 2500 N (562 lbf) = 20000 N (4496 lbf)


STANDARD

STRAIGHT RUNNING

PITCH 50.8 MM/2.00 IN

Accessories

Flight / Non Standard

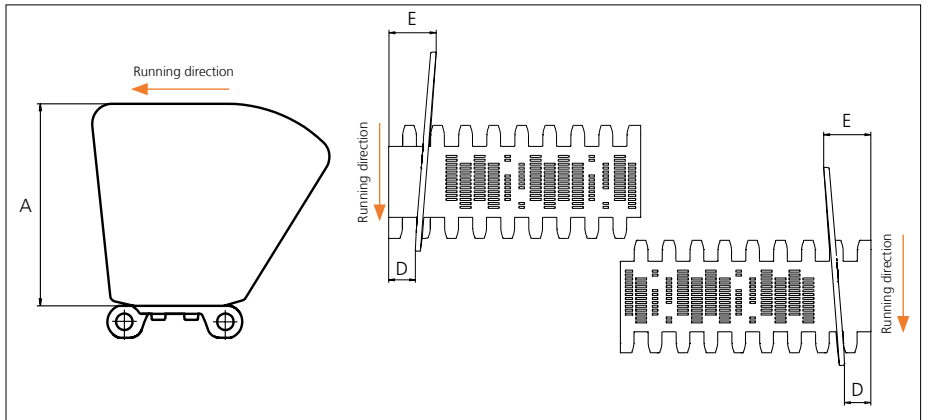


uni MPB Flight

uni MPB Flights in PP-HW **LB** fits the BLB belt and are available on request. Please see the uni MPB Flight datasheet for more information.

Accessories

Side Guard



Type	Material & color	A		E		D	
		mm	in	mm	in	mm	in
Closed	PP-HW LB	101.6	4.00	28.5	1.12	16.0	0.63

Non Standard material and color: See uni Material and Color Overview.
Backflex radius for Side Guard: 200.0 mm (7.90 in)

Accessories

Reinforcement Link



Load capacity per row of reinforcement links in the belt. Maximum 19 rows per metre belt width.
Example: If seven rows are installed the max. permissible load of the belt is $7 \times 2500 \text{ N (562 lbf)} = 17500 \text{ N (3934 lbf)}$.

Type	Material & color	N/row	Lbf/row
Steel Link	SS316	2500	562

Non Standard material and color: See uni Material and Color Overview.

Any questions? Please contact us.

Sprocket

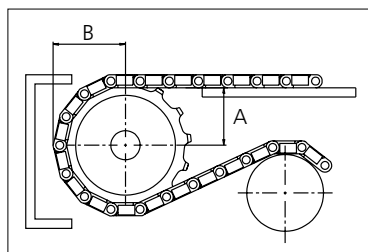
No of teeth	Bore size													Overall diameter		Pitch-diameter		Hub-diameter		A-dimension		B-dimension		Single row/One way	Double row/Two way	Machined	
	Pilot bore		0.75	0.78	0.98	1.00	1.18	1.25	1.50	1.57	2.36	2.50	3.54													mm	in
	mm	in																									
Z06	x					●	●	●	■	■				99.5	3.92	101.6	4.00	65	2.56	36	1.42	59.3	2.33	x		x	
Z08	x					●	●	●	■	■				132.9	5.23	132.8	5.23	65	2.56	53.3	2.10	74.9	2.95	x		x	
Z10	x						●	●	■	■				166.3	6.55	164.4	6.47	65	2.56	70.2	2.76	90.7	3.57	x		x	
Z10											■	■		166.3	6.55	164.4	6.47	120	4.72	70.2	2.76	90.7	3.57	x		x	
Z12	x					●	●	●	■	■				198.6	7.82	196.3	7.73	65	2.56	86.8	3.42	106.6	4.20	x		x	
Z12											■	■		198.6	7.82	196.3	7.73	120	4.72	86.8	3.42	106.6	4.20	x		x	
Z16	x					●	●	●	■	■	■	■		263.8	10.39	260.4	10.25	150	5.90	119.7	4.71	138.7	5.46	x			x

■ Molded sprocket

● Molded sprocket

■ Machined sprocket

● Machined sprocket



Other sprocket sizes are available upon request.
 Two-part sprocket are available upon request.
 Round bores are always delivered with keyway.
 Other bore sizes are available upon request.
 uni Retainer Rings: See uni Retainer Ring data sheet
 Width of tooth = 9.5 mm (0.37 in)
 Width of sprocket = 42.3 mm (1.67 in)

Max load per sprocket shown does not take bore size into account.
 Please also ensure that sufficient size shaft is chosen for corresponding load.

For correct sprocket position: See uni Assembly Instructions for uni BLB.
 For more detailed sprocket information, contact Customer Service.

Non standard material and color: See uni Material and Color Overview.

Any questions? Please contact us.

Morskate Aandrijvingen BV
 Oosterveldsingel 47A
 7558 PJ Hengelo (Ov)
 The Netherlands

NL
 T +31 (0)74 - 760 11 11
 info@morskateaanrijvingen.nl
 www.morskateaanrijvingen.nl

DE
 T +49 692 - 222 34 95
 info@morskateantriebstechnik.de
 www.morskateantriebstechnik.de

EN
 T +31 (0)74 - 760 11 11
 info@morskatedrivetechnology.com
 www.morskatedrivetechnology.com